


PROCEDURES GUIDE



CT


computed tomography

WHAT IS COMPUTED TOMOGRAPHY (CT)?



CT is a medical diagnostic tool that uses computers and x-ray technology to view bones and organs in fine detail, allowing for earlier and faster diagnosis of a variety of conditions with a completely painless procedure.

CT AORTIC ANEURYSM




You should have no solids for 4 hours prior to the exam; liquids are permitted. No oral contrast is needed. Those patients with an aortic stent or aortic graft should schedule this procedure at NDIC's Plaza Office.

CT PULMONARY EMBOLISM

No preparation is needed for this exam, which is conducted only at NDIC's Plaza office.

CT ANGIOGRAPHY



You should not eat or drink for 4 hours prior to the exam. No oral contrast is required. Performed at the Plaza location only.



NAPLES DIAGNOSTIC IMAGING CENTERS

Scheduling 435-7777

Information 593-4200

www.naplesimaging.com