



PROCEDURES GUIDE




CT *computed tomography*




CT ABDOMEN/PELVIS & CT RENAL MASS You should have no solids for 4 hours prior to the exam; small amounts of liquid are permitted. You will be given 2 bottles of Redi-Cat Prep, with instructions to drink 1 bottle 3 hours prior to exam, 1/2 bottle 2 hours prior to exam, and the other 1/2 bottle 1 hour prior to exam. Another 1/2 bottle is administered on-site.



CT UROGRAM You should have nothing to eat or drink for 4 hours prior to the exam.




After you have been check in through the receptionist, you may be changed into a gown. First, you will have an x-ray of the abdomen, and be taken to a holding room to have an IV started. Then, after laying on a table in the CT scan room, you will have a wide belt with a compression device placed on your abdomen and inflated. The technologist will hook the IV to an injector, and offer breathing instructions for the exam. Overall, the exam will last about 20 minutes, after which you will wait 20 minutes before another x-ray of the abdomen is taken and the IV removed.



After the exam, you will be free to leave the facility and resume normal activities and diet. Results will be sent to your physician within 48 hours.

CT STONE No fasting or oral/IV contrast is required.



CT RENAL ARTERIES You should drink 10 ounces of water every 15 minutes for one hour prior to the exam. You will drink a total of 40 ounces of water. You should have no food for 4 hours prior to the exam.